


PRICE


Please login to see prices

FEATURES


Gross Weight:	13.500 kg
Height (with packaging):	10.000 cm
Length (with packaging):	199.000 cm
Width (with packaging):	35.000 cm




EXTENSIBLE



FACILE À INSTALLER




SUPPORTE DE GRANDS POIDS



POLYVALENT






BUTÉES INTÉGRÉS



ADAPTÉ À TOUTES LES CONDITIONS MÉTÉOROLOGIQUES



RIGIDITÉ EXCEPTIONNELLE



COMPATIBLE AVEC LA PLUPART DES ÉCHELLES

FABRIQUÉ EN ALUMINIUM HAUTE DENSITÉ

Modèle	TP300
Capacité Maximale	300 kg
Longueur Max (Déployé)	300 cm
Longueur Min (Plié)	195 cm
Largeur Max	31.8 cm
Largeur Min	28.6 cm
Poids	11.6 kg

DESCRIPTION

Our product exemplifies excellence, constructed from premium-grade aluminum that adheres to the stringent EN and CE standards. The innovative interlocking aluminum profile design ensures steadfast support for weights up to an impressive 300kg! Featuring 3 heavy-duty handles and an engraved, non-slip surface for enhanced grip. Weight - 11.6kg., Min Length (folded) - 195cm., Max Length (extended) - 300cm., Min Width - 28.6cm., Max Width - 31.8cm., Min Thickness - 5cm., Max Thickness - 6cm., Overlap distance when fully extended - 71cm. (according to the attached image with dimensions) GERMAN BRAND. EXCEPTIONAL CUSTOMER SERVICE. Installation is a breeze, thanks to the user-friendly design that allows for super-fast deployment. Our ramp is ingeniously engineered to be used at any length between the minimum and maximum values. Equipped with Integrated aluminum maximum length stoppers. Choosing our products signifies a commitment to superior quality. Our manufacturing process utilizes thicker gauge materials, enhancing strength and stability. With years of specialized experience in ladder and ramp production, we, as a German brand, offer steadfast support and stand by our products in the long term. The use of the highest quality aluminum guarantees the robustness and longevity of our exceptional products.